

---

---

# Prevention and Intervention for School Dropout for Students with EBD

Natalie Hoff, Shir Palmon, Nathan Speer,  
Ana Damme, & Reece Peterson  
University of Nebraska-Lincoln

---

---

# Meet Lucas



# Meet Gwen



## Overview

- Why do students dropout?
- What can schools do?
- What can individuals do?
- School-wide improvement planning
- What do we do after students dropout?



# Why do students drop out?

It's complicated!



## Why Students Dropout

- Bullying
- Substance abuse
- Failing grades
- Mental Health Conditions
- Pregnancy
- Probation/Legal Troubles
- Financial Responsibility
- Grade Retention
- Medical Conditions
- Exclusionary Discipline
- Truancy
- Low Academic Expectations
- Gang Affiliation
- Family Responsibility
- Lack of Transportation
- Unaware of Alternatives
- Dropout of Peers
- School Violence
- Lack of Motivation/Interest
- Family Support for Dropout



# The ABC's of Dropout

Attendance

ABC

Course

Performance

Behavior

# Other Factors That Contribute to Dropout

I QUIT

Socioeconomic Status

**Other Factors That Contribute  
to Dropout**

A chalkboard with the words "I QUIT" written in white chalk. The "I" is a simple vertical line with a horizontal top bar. The "Q" is a large, stylized letter with a thick, curved bottom. The "UIT" are simple, blocky letters. The background is a dark, textured surface.

**School Climate**

**Other Factors That Contribute  
to Dropout**

A chalkboard with the words "I QUIT" written in white chalk. The "I" is a simple vertical line with a horizontal top bar. The "Q" is a large, stylized letter with a thick, curved bottom. The "UIT" are simple, blocky letters. The background is a dark, textured surface.

**Disability Status**



# Why Students Dropout

- Bullying
- Substance abuse
- Failing grades
- Mental Health Conditions
- Pregnancy
- Probation/Legal Troubles
- Financial Responsibility
- Grade Retention
- Medical Conditions
- Exclusionary Discipline
- Truancy
- Low Academic Expectations
- Gang Affiliation
- Family Responsibility
- Lack of Transportation
- Unaware of Alternatives
- Dropout of Peers
- School Violence
- Lack of Motivation/Interest
- Family Support for Dropout



## What can schools do?

Photo credit: <http://www.azed.gov/dropout-prevention/>

# Dropout Screening – Early Warning Systems

- Data collection system to identify at-risk students
- Flags key indicators to intervene effectively:
  - Attendance
  - Behavior
  - Course Performance
  - Engagement
  - Demographics
  - Disability Status
  - Grade Retention
  - Mobility

**THE ABC'S OF IDENTIFYING POTENTIAL DROPOUTS**

**A**ttendance: 62% of dropouts surveyed had been skipping school at least once a week\*

**B**ehavior: 25% of 3rd, 4th, and 5th graders had been suspended at least once\*

**C**lasswork: More than 40% of dropouts had failed at least 2 classes\*

\*According to 2009 report, "Youth Voices on the DC Graduation Crisis," by S.T.E.P. UP DC


# Dropout Risk Calculator

	Data point	Format
	Student's ID number	Numeric; no decimal
	First name	Character
	Last name	Character
Disability Status	Does student have an IEP? (No, Yes)	No, Yes
	Exceptionality category	Numeric; no decimal
Course Performance	Student's score on 8th grade State Math test	Numeric; no decimal
	Student's score on 8th grade State English test	Numeric; no decimal
	Student's grade in 8th grade Math (0 to 100 scale)	Numeric; no decimal
	Student's grade in 8th grade English (0 to 100 scale)	Numeric; no decimal
Attendance	Student's attendance rate in 8th grade (% of instructional time present)	Numeric; no decimal
Behavior	Number of office referrals in 8th grade (all offenses - including suspensions)	Numeric; no decimal
	Number of suspensions in 8th grade (ISS and OSS)	Numeric; no decimal
Grade Retention	Number of times student was retained in grades K - 8	Numeric; no decimal
Demographics	Gender: (M, F)	Character
	Race / ethnicity (uses the new 7 codes)	Character
SES	Lunch assistance? (0, RPL, FL)	Character
Mobility	Number of different schools the student attended from K to present (0 to 10)	Numeric; no decimal
	Number of times the student has registered in a school (i.e., switched schools)	Numeric; no decimal
Engagement	Involved in a school club, sports, band, or choir in 8th grade? (No, Yes)	No, Yes
	State Ward Status	No, Yes



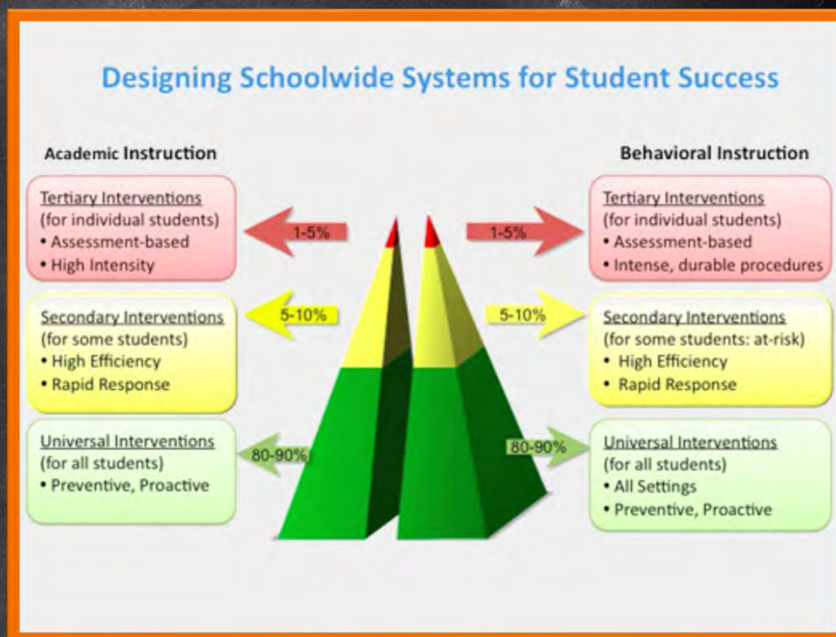
# Dropout Risk Calculator – Matthew Klare (2013)

**NDPC-SD 6th Grade Dropout Risk Calculator Report**



Grade _____ Middle School - All students at midyear of SY 2012-13					Student may need intervention in these areas:				
Student ID	IEP?	Disability Category	Ethnicity	Risk Level	Math	English	Attendance	Behavior	Engagement
291871	N	0	WH7	High	X	X			
266205	N	0	BL7	Low					
219267	Y	550	WH7	Low		X			
215943	N	0	WH7	Low	X	X			
215531	N	0	WH7	Low		X			X
216279	N	0	AS7	Medium	X	X	X		X
216876	N	0	WH7	Low					
249827	N	0	WH7	High		X	X	X	X
228224	N	0	AS7	Medium	X	X	X		X
251552	N	0	HI7	Low					
251551	N	0	WH7	Low					

## 3-Tiered Model






**We have identified students at risk...**



**What can teachers and school staff do?**

**Increase reinforcement!**



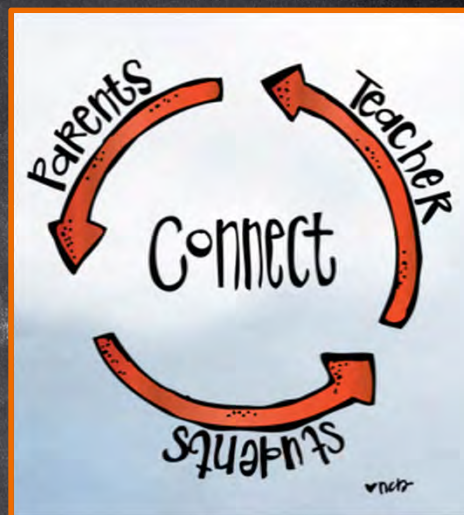
What can teachers and school staff do?

2 X 10



What can teachers and school staff do?

Improve parent communication!





# What can teachers and school staff do?



# What can teachers and school staff do?



**Academic Supports**





# School Improvement Planning

## School Improvement Planning



## Parent and Family Involvement

- Teachers concerned with parent and family involvement
- 73% of teachers and 70% of parents rated home-school communication and involvement as poor



1. Increase positive contact
2. Increase communication
3. Provide more opportunities for involvement

# PREVENTION WORKS!

sometimes



Lucas dropped  
out.

Now what?





**Make it easy for them to walk back through the door!**



**Meet our students' needs**

# YOU are the most important intervention!

reconnect




inform

Lucas



## Gwen



## Questions?

### For more information:

- <http://k12engagement.unl.edu>
- **Email:** engagement@unl.edu
- **Facebook:** Student Engagement Project
- **Twitter:** @k12engagement







## Dropout Prevention Interventions by Indicator

Below are several examples of strategies that can be used with individual students, as well as incorporated into a school-wide improvement planning for students at risk for dropping out. Many of these strategies (but not all) have documents explaining more about them and others available at: <http://k12engagement.unl.edu/>

### Attendance:

- Academic Supports
- Behavior Contract
- Check-in/Check-out
- Parent and Family Involvement
- Reinforcement
- Staff-Student Relationships

### Behavior

- Behavior Contracting
- Behavior Monitoring
- Bullying Interventions
- Check-in/Check-out
- Counseling
- Function-Based Interventions
- Good Behavior Game
- Mentoring
- Motivation
- Parent & Family Involvement
- Peer Mediation
- Reinforcement
- Restorative Practices
- Wraparound

### Course Performance

- Academic Supports and Tutoring
- Parent and Family Involvement
- Reinforcement

### Engagement

- 2 x 10 Strategy
- Involvement in Extra-Curricular Activities
- Staff-Student Relationships
- Reinforcement

### School-wide Dropout Screening

For more information about school-wide dropout screening and examples of dropout screeners, please read the School-wide Dropout Screening document available at:

<http://k12engagement.unl.edu/dropout-screening-early-warning>

### Dropout Recovery

For more information about assisting in recovering students who have dropped out, please read the Dropout Recovery document available at:

<http://k12engagement.unl.edu/dropout-recovery>

